

 TOYOTA

HIACE SUPER GRANDIA

Experience a Higher Level of Luxury



HIACE RESHAPING POSSIBILITIES

DESIGN

Sleek, refined lines and a polished exterior cut a formidable figure on the road.



▪ 17" Alloy Wheels ▪ LED Headlamps & Clearance Lamps ▪ LED Fog Lamps ▪ LED Tail Lights



PERFORMANCE

Travel in elegance with a subtle, powerful engine that takes you to your destination with ease.



¹ 6 speed AT ² 2.8L 1GD-FTV Diesel Engine
³ Coil Spring Rear Suspension | Rear Ventilated Disc Brakes ⁴ Variable Power Steering



COMFORT

Stretch out in reshaped, expansive interiors with luxe finishes and top-of-the line touches.




- ¹ Power Captain Seats with Ottoman* ² Butterfly Headrests* ³ Rear Sunshade*
⁴ Dual-zone Automatic Airconditioning System ⁵ Rear Individual AC vents ⁶ Rear Personal Lamp





CONVENIENCE

Thoughtfully placed, intuitive features make for a seamless, connected journey.



- 1 Smart Entry System
- 2 Push Start
- 3 Auto Easy Closer Doors
- 4 Dual Sliding Door with Power Function*
- 5 6.8" Touchscreen Audio
- 6 Individual Charging Ports
- 7 Rear Center Tray

* For Super Grandia Elite only

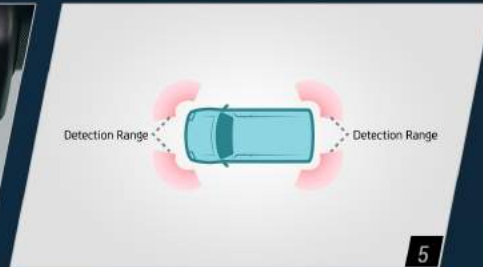
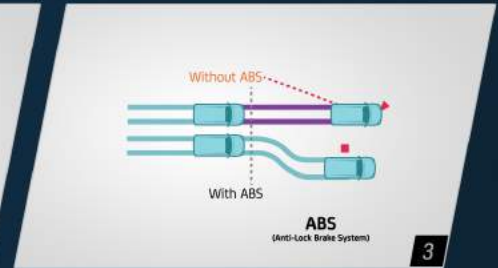
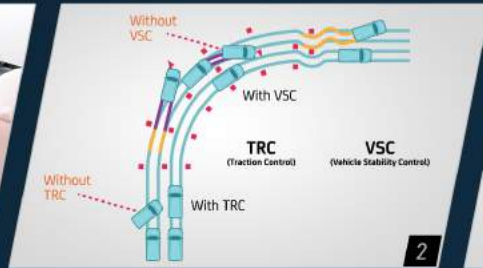




Uncompromising comfort, well-thought-out design, and comprehensive convenience find harmony in the Hiace Super Grandia.

SAFETY

We set the standard for safety technology with features to keep everyone secure.



¹ 9 SRS Airbags ² Vehicle Stability Control ³ Anti-Lock Braking System
⁴ Rearview Mirror with Integrated Back Monitor Display ⁵ Clearance and Back Sonar

TOYOTA SAFETY SENSE

We've pioneered driver awareness and decision-making innovations to keep drivers and passengers free from harm.



¹ Adaptive Cruise Control* ² Pre-Collision System* ³ Lane Departure Alert* ⁴ Auto High Beam*

Toyota
Safety
Sense

SPECIFICATIONS		Super Grandia Elite	Super Grandia (Leather)
		2.8 Diesel A/T	
ENGINE SPECIFICATIONS			
Engine		1GD-FTV (4 Cylinder In-line Type DOHC, 16-Valve)	
Displacement	cc	2,755	
Maximum Output	Ps / Rpm	176 / 3,400	
Maximum Torque	Nm / Rpm	450 / 1,600 ~ 2,400	
Fuel System		Common-rail Type	
Emission Standard		Euro 4	
DIMENSIONS AND WEIGHT			
Overall Length x Width x Height	mm	5,300 x 1,970 x 1,990	
Wheelbase	mm	3,210	
Ground Clearance	mm	175	
Minimum Turning Radius	m	5.5	
Fuel Tank Capacity	L	70	
Seating Capacity	Pax	10	
TRANSMISSION & CHASSIS			
Transmission		6-speed Automatic	
Suspension	Front / Rear	McPherson Strut / 4-Link Coil Spring	
Brakes		Ventilated Discs	
Steering System		Variable Power Steering	
Tires / Wheels		235 / 60R17LT Alloy	
EXTERIOR			
Bumper	Front / Rear	Body Color	
Front Grille		Chrome with Hood Moulding	
Front Headlamp		Bi-beam LED with Integrated Turn Lamp and Automatic Leveling Device	
Front Clearance Lamp		LED	
Front Foglamps		LED	
Headlamp Cleaner		With	
Wiper	Front / Rear	Rain-Sensing / Intermittent with Mist	
Rear Window Defogger		With Timer	
Rear Roof Spoiler		With	
FUNCTION			
Power	Window	With (Driver/Front Passenger Auto Up-Down)	
	Door Lock	With Speed-sensing	
	Outside Rearview Mirror	Adjust and Auto Retract	
	Sliding Door	With (Dual)	
Smart Entry		With	
Starting System		Push Start	
Steering Wheel Switch		Audio, Telephone, Cruise Control, PCS, LDA, MID	Audio, Telephone, Cruise Control, MID
Cruise Control		With (ACC)	With
Auto Easy Closer	Sliding Door	With (Dual)	
	Back Door	With	



Black



Gray Metallic

SPECIFICATIONS		Super Grandia Elite	2.8 Diesel A/T	Super Grandia (Leather)
		INTERIOR		
Instrument Panel	Speedometer	Optitron		
	Tachometer	With		
	Multi-Information Display	With (4.2in TFT)		
Accessory Connector	Clock	With (Meter Integrated and Rear Climate Control Panel)		
	Front	12V (2 pcs.)		
USB	Front / Rear	With (1 pc.) / With (Charger Only: 6 pcs.)		
Steering Wheel		Leather and Wood with Chrome Logo		Leather with Chrome Logo
Steering Column		Manual Tilt and Telescopic Adjustable		
Shift Lever Knob		Leather Dash-Mounted		
Personal Lamp	Front / Rear	With (Driver and Passenger) / With (4pcs.)		
Room Lamp		With (3 pcs.)		
Interior Illumination		With (Adjustable Color and Brightness)		With (Adjustable Brightness)
Sunshade		With (Side and Quarter)		-
Rear View Mirror		Electrochromic with Back Monitor		
Seat	Driver	6-way Power Adjust		Slide, Recline, and Vertical Adjust
	Front Passenger		Slide and Recline Adjust	
Fr. No. 1		4-way Power Adjust Captain Seats w/ Ottoman		Captain Seats
	Fr. No. 2	Captain Seats		
	Fr. No. 3	2 + 2 Bench Type 50-50 Space Up		
Material		Quilted Leather (Rr. No. 1 and 2)		Leather
Door Trim	Front / Rear	Leather and Wood with Plating		Leather and Piano Black
Cup / Bottle Holder	Front / Rear	With (21 pcs.)		With (19 pcs.)
Audio System		Display Audio with CD/DVD/MP3/FLAC with AUX, USB, Bluetooth, T-Link (for Apple & Android) and K2 Technology and 6 Speakers		
Airconditioner		Automatic Climate Control		
Nano-E		With		-
SAFETY				
Toyota Safety Sense (TSS)	Pre-Collision System (PCS)	With		-
	Lane Departure Alert (LDA)	With		-
	Adaptive Cruise Control (ACC)	With		-
	Automatic High Beam (AHB)	With		-
ABS (Anti-Lock Brake System)			With	
Vehicle Stability Control			With Brake Assist	
Hill Start Assist			With	
SRS Airbag		Driver, Front Passenger, Driver Knee, Front Side, and Curtain Shield		
Seat Belt	Front / Rear	3 pt. ELR (2 pcs.) / 3pt. (8 pcs.)		
Child Restraint System		With (ISOFIX + Tether Anchor)		
Toyota Vehicle Security System (TVSS)		Self Power Siren with Immobilizer		
Back Monitor		With (Inside Rearview Mirror Integrated)		
Clearance and Back Sonar		With (Front: 2, Rear: 4)		



Luxury Pearl Toning



White Pearl Crystal Shine

